

*Safety*



*Fast!*

## 2013 National Meeting Toowoomba Perpetual Trophy Results

### John Wratten Memorial Trophy

Club	Total Points	Fudge Factor	Score
Queensland	953	1.15	1095.95
Victoria	345	2.79	962.55
Newcastle	259	2.56	663.04
Tasmania	54	6.36	343.44
New South Wales	104	2.08	216.32
South Australia	67	3.22	215.74
Gold Coast	135	1.56	210.60
Canberra	16	3.17	50.72
Sunshine Coast	12	1.93	23.16
Wagga	15	0	0

### Nuffield Oceania Trophy

Club	Total Points	Membership	Average
Queensland	139	9	15.444
Newcastle	74	5	14.800
Gold Coast	49	5	9.800
Victoria	174	20	8.700
New South Wales	64	14	4.571
Tasmania	27	6	4.500
Sunshine Coast	12	5	2.400
South Australia	46	20	2.300
Canberra	10	5	2.000
Wagga	6	5	1.200

### Jean Kimber Cook Trophy

Name	Club
Alexander Reeves	Newcastle

### Joan Richmond Trophy

Name	Club
Fran Hodgson	Newcastle

## Chris Dodds Memorial Trophy

Name	Club
Graeme Ruby	Victoria

## New Zealand Plate

Name	Club
Cyril Bennett	Queensland

## Golden Gudgeon Trophy

Name	Club
Jason Edwards	South Australia

## Cecil Kimber Centennial Trophy

Name	Club
Fran Hodgson	Newcastle

## TC Owners Pre War Plate

Name	Club
Duncan Freedman	Queensland

## Outright Concours

	Name	Club
Pre MGA	Jason Edwards	South Australia
Post TF to 2000	Allan Fabry	Victoria
Post 2000	Robert Gibb	Gold Coast

## Outright Motorkhana

Name	Club
Darren Hodgson	Newcastle

## Outright Supersprint

Name	Club
Darren Hodgson	Newcastle

## Outright Observation Run

Name	Club
Driver: Rob Wilson	Victoria
Navigator: Jan Woods	Victoria

## Magazine Trophy

Name	Club
Winner: The Octagon	Queensland
Runner up: Wheelspin	Victoria
Special commendations: The Time Machine	Gold Coast
Tappet Chatter	Canberra

## Web Site Trophy

Club
Queensland
Tasmania
South Australia

## Photographic Competition

	Name	Club
MG Still Photograph	Jason Edwards	South Australia
MG Action Photograph	Matt Johnson	Queensland
MG Novelty Photograph	Cherie Fransen	Queensland

## FINAL CONCOURS RESULTS - MG NATIONAL MEETING 2013

	Competitor	Paint	Interior	Engine	Chassis	Mech.	Original	Total	Points
<b>Class A : Pre-War Touring &amp; Saloons</b>									
1	90 Ross Kelly {Qld}	91	90	88	85	10	179	543	9
2	135 Robin Page {Vic}	88	90	85	85	10	173	531	6
3	69 Col Schiller {Qld}	78	64	51	70	10	140	413	4
4	45 Col Schiller {Qld}	58	59	53	68	10	132	380	3
5	43 Col Schiller {Qld}	67	55	50	70	10	127	379	2
6	67 Col Schiller {Qld}	52	54	50	70	10	140	376	1

### Class B : Pre-War Sports < 1000 cc

1	133 Ross Kelly {Qld}	89	89	91	84	10	185	548	9
2	1034 Tony Basham {Qld}	87	86	72	75	10	171	501	6
3	162 Tony Slattery {Vic}	74	63	72	81	10	154	454	4

### Class C: Pre-War supercharged racing & Sports > 1000 cc

1	1027 Dino Mattea {Qld}	84	78	78	85	10	142	477	9
2	91 Norm Goodall {Qld}	81	71	77	76	10	151	466	6
3	118 Tony Slattery {Vic}	74	86	73	67	10	143	453	4
4	179 Duncan Freedman {Qld}	82	72	82	83	10	77	406	3

### Class D : MGTC

1	164 Greg Newey {Qld}	94	97	94	84	10	191	570	9
2	122 Brian Darke {Gol}	87	81	80	81	10	160	499	6
3	47 Peter Rayment {Qld}	62	64	74	67	10	131	408	4
4	71 Murray Arundell {Gol}	71	73	50	53	10	95	352	3

### Class E : MGTD

1	151 Jason Edwards {SA}	93	93	96	88	10	187	567	9
2	145 Brian Hockey {Gol}	94	82	81	84	10	181	532	6
3	1 Ross Letten {Qld}	88	68	80	82	10	169	497	4

### Class F : MGTF

1	165 Jason Edwards {SA}	93	95	95	85	9	174	551	9
2	36 Cyril Bennett {Qld}	92	92	92	87	9	169	541	6
3	8 Terry Dewley {Gol}	86	86	84	83	8	155	502	4
4	1006 Robert Callow {Qld}	81	83	85	82	7	154	492	3
5	1020 Brian Phillips {Qld}	80	83	80	81	6	158	488	2
6	131 Matthew Magilton {Vic}	79	81	70	84	8	162	484	1
7	1033 Brian Purvis {Qld}								1

### Class G : MGA Roadster (Single Cam)

1	1005 Trevor Jones {Qld}	85	91	87	85	10	188	546	9
2	12 Rodney Lapworth {Qld}	87	91	85	85	10	183	541	6
3	149 Rob Wilson {Vic}	82	87	78	78	10	187	522	4
4	1004 Geoff Boucaut {Sun}	83	85	81	77	10	166	502	3
5	39 Mike Ellsmore {Vic}	79	75	65	61	10	151	441	2
6	84 Bruce Fraser {New}	1	1	1	1	1	1	6	1
7	28 Jim Vanderkyl {Qld}								1

### Class H : MGA Twin Cam

1	92 Skye Kelly {Qld}	89	89	90	90	10	178	546	9
2	89 Steve Foster {Wag}	81	82	87	81	10	158	499	6
3	1009 John Vonhoff {Qld}	79	81	78	78	10	157	483	4
4	124 Bob Ingram {Qld}	77	74	71	76	10	139	447	3

### Class I : MGA Coupe (Single Cam)

1	174 David Hall {Qld}	74	85	77	74	7	106	423	9
2	49 Bill Heraghty {Qld}	71	76	83	71	6	94	401	6
3	1028 Graham Moore {Qld}	64	74	65	70	4	98	375	4
4	88 Ric Collett {Vic}	61	57	60	70	3	67	318	3

### Class J : MGB Mk I (Pull out door handles)

1	1002 Col West {Qld}	82	75	68	81	10	140	456	9
2	157 Jeffrey Newey {New}	66	71	75	70	10	100	392	6
3	153 Sandra Walker {Qld}	56	58	50	30	10	140	344	4
4	10 Nick Holman {Qld}	64	58	55	60	10	90	337	3

## FINAL CONCOURS RESULTS - MG NATIONAL MEETING 2013

	Competitor	Paint	Interior	Engine	Chassis	Mech.	Original	Total	Points
<b>Class K : MGB Mk I (Push button handles)</b>									
1	1007 Les Clarke {Qld}	94	92	68	90	5	179	528	9
2	1032 Tom Aczel {NSW}	92	82	72	74	5	169	494	6
3	44 Frank Perry {NSW}	85	72	68	76	5	180	486	4
4	15 Gary Lawrence {Qld}	74	58	56	62	5	134	389	3
5	65 Mike Anderson {Qld}	76	74	48	52	5	112	367	2
6	1012 Terry Dwyer {Qld}	58	58	58	50	5	130	359	1
7	251 Graeme Walker {Qld}								1
7	1041 Michael Doherty {Vic}								1
7	115 James Hayward {NSW}								1
7	75 Chris McMahon {Qld}								1
7	62 David Walker {New}								1

### Class L : MGB Mk II Roadster

1	1001 Stephen Maitland {Sun}	75	59	77	75	8	149	443	9
2	34 Jim Lutherborrow {Gol}	69	79	54	70	8	146	426	6
3	76 Eric Beckman {Qld}	74	69	59	75	8	134	419	4
4	176 Meryl Miles {Qld}	65	48	77	75	8	145	418	3
5	1003 Chris Wilson {Qld}	61	54	52	70	8	140	385	2

### Class M : MGB BL and later Roadster

1	52 Gary Kunst {Qld}	92	92	94	85	10	175	548	9
2	64 Denis Thomas {Qld}	89	87	83	72	10	173	514	6
3	111 Andy Peters {New}	90	80	87	82	10	158	507	4
4	123 Colin Porter {NSW}	79	83	86	72	10	176	506	3
5	173 Keith Bailey {Gol}	77	83	77	77	10	148	472	2
6	170 Ross Taylor {Vic}	71	70	72	66	10	170	459	1
7	1040 Rod Cusack {Vic}								1
7	158 Gurney Clamp {Qld}								1
7	116 Brian Kost {Vic}								1
7	93 Charlie Almond {Vic}								1

### Class N : MGB Rubber bumper Roadster

1	136 Paul Halmans {Qld}	79	59	71	70	8	146	433	9
2	40 Jim Haines {Gol}	82	62	66	66	8	134	418	6
3	252 Neale Marshall {Tas}	58	58	64	68	6	111	365	4

### Class O : MGB GT Mk I and Mk II

1	1000 David Provan {Vic}	94	91	83	78	10	155	511	9
2	143 Greg Newey {Qld}	87	89	82	83	10	155	506	6
3	139 Will Charlton {Gol}	89	86	79	73	10	131	468	4
4	146 Peter Scott {Tas}	61	64	52	65	10	135	387	3
5	168 Ian Curwen-Walker {SA}	1	1	1	1	1	1	6	2

### Class P : MGB GT BL and later

1	1018 Meredith Harmes {Gol}	85	88	68	80	10	159	490	9
---	----------------------------	----	----	----	----	----	-----	-----	---

### Class Q : MGB GT Rubber bumper

1	30 Allan Dansie {Qld}	90	91	85	90	10	192	558	9
2	117 Ingo Weinberger {NSW}	85	86	85	85	10	194	545	6
3	175 Meryl Miles {Qld}	89	86	84	81	10	187	537	4
4	150 Malcolm Spiden {Qld}	81	79	80	80	10	182	512	3
5	32 Michael Fraser {New}	83	80	80	75	10	178	506	2

### Class R : MGB GT V8 and Costellos

1	132 Ken Wilson {Qld}	93	96	94	90	10	187	570	9
2	155 Martin Reeves {New}	86	70	82	84	10	158	490	6
3	35 Graeme Ruby {Vic}	92	91	92	80	10	122	487	4
4	144 Graham Hoyle {Qld}	89	85	88	80	10	126	478	3
5	2 John Walker {Qld}	76	77	83	60	10	132	438	2
6	78 Tim Edmonds {SA}	59	50	55	80	10	164	418	1

### Class S : MGC GT and Roadster

1	16 Allan Fabry {Vic}	100	96	100	90	10	192	588	9
---	----------------------	-----	----	-----	----	----	-----	-----	---

## FINAL CONCOURS RESULTS - MG NATIONAL MEETING 2013

	Competitor	Paint	Interior	Engine	Chassis	Mech.	Original	Total	Points
<b>Class T : MG Midget</b>									
1	3 Mike Allen {Qld}	96	99	100	90	10	197	592	9
2	21 Ron Clydesdale {Qld}	96	99	99	88	10	198	590	6
3	163 Debbie Slattery {Vic}	90	85	90	88	9	182	544	4
4	25 Rob Forster {Vic}	90	89	92	77	10	177	535	3
5	26 John Fransen {Qld}	93	90	80	79	9	171	522	2
6	82 Kimberley Robinson {Qld}	95	82	86	79	9	166	517	1
7	66 Carly Mattea {Qld}								1
7	31 Michael Donnelly {Vic}								1

### Class U : MG Y Saloon and Tourer

1	48 Delia Rayment {Qld}	70	90	68	56	10	132	426	9
2	81 David Robinson {Qld}	70	90	60	60	10	126	416	6
3	119 Debbie Slattery {Vic}	70	48	80	60	10	112	380	4

### Class V: MG Magnette ZA to Mk IV

1	1010 Rod Smith {Vic}	91	95	89	87	10	174	546	9
2	80 David Miles {Qld}	87	79	67	75	10	179	497	6
3	17 Ian Fettes {Qld}	75	68	67	63	10	94	377	4
4	13 Paul Lupton {Qld}	75	74	63	64	10	84	370	3
5	126 John Hartley {Tas}	63	56	59	59	10	71	318	2

### Class W : MG Front Wheel Drive & MG Metro

1	46 Clive Mulder {Qld}	90	91	85	82	10	196	554	9
2	169 Ian Fettes {Qld}	83	85	80	78	10	196	532	6

### Class X : MG Specials (pre MGA)

1	63 Ken Wilson {Qld}	94	58	92	86	10		340	9
2	77 Chris Murray {Gol}	89	56	95	89	10		339	6
3	58 Wayne Kirwan {Qld}	88	53	89	81	10		321	4
4	20 Leon Norsworthy {Vic}	81	54	87	83	10		315	3
5	42 Don Webster {Qld}	88	51	83	81	10		313	2
6	148 George Diggles {Qld}	73	56	82	80	10		301	1
7	147 Adam Goodfellow {Qld}								1
7	55 Michael Herlihy {Vic}								1

### Class Y : MG Specials (post TF)

1	68 Matt Johnson {Qld}	95	94	97	84	10		380	9
2	1037 Ben Cain {Qld}	82	82	84	71	10		329	6
3	129 Darren Hodgson {New}	80	74	81	75	10		320	4
4	7 Ben Cain {Qld}	75	67	80	74	10		306	3
5	72 Brant Rayment {Qld}	70	77	68	65	10		290	2
6	23 Doug Morrissey {Vic}	66	68	66	60	10		270	1

### Class Z : MG Super Specials

1	61 Jim Armstrong {Qld}	76	57	92	85	10		320	9
2	41 Steve Riley {Qld}	68	51	76	60	10		265	6
3	19 Mike Allen {Qld}	59	33	77	67	10		246	4
4	120 Graeme Adams {Vic}	54	33	71	65	10		233	3
5	57 Peter Kerr {Vic}	46	36	66	60	10		218	2

### Class ZA: MG RV8

1	95 Alan Heritage {NSW}	94	95	97	80	10	195	571	9
2	121 Dominic David {NSW}	92	92	93	80	10	195	562	6
3	29 Hugh Stephens {Qld}	94	89	90	80	10	198	561	4

### Class ZB: MGF All models excluding TF

1	141 Glen Boyce {Qld}	93	92	98	87		200	570	9
2	152 Mark D'Atri {Vic}	89	88	89	73		195	534	6
3	130 Frank Loveridge {NSW}	84	86	61	75		200	506	4
4	6 Anne Mulder {Qld}	82	70	76	70		184	482	3
5	114 Glenn Kirk {SA}	80	74	60	66		192	472	2
6	87 Mike Cole {New}	76	60	72	62		193	463	1
7	137 David Jones {Vic}								1
7	112 John Collins {New}								1
7	54 David Cochrane {NSW}								1
7	5 Ian Jenkins {Vic}								1

### Class ZC: Rolling Chassis

1	161 Tony Slattery {Vic}	18		51	33		60	162	9
---	-------------------------	----	--	----	----	--	----	-----	---

## FINAL CONCOURS RESULTS - MG NATIONAL MEETING 2013

	Competitor	Paint	Interior	Engine	Chassis	Mech.	Original	Total	Points
<u>Class ZD: All MGs after 1 Jan 2000 other than F/TF</u>									
1	24 Ken Short {New}	96	92	92	90	10	199	579	9
2	1013 Barbara Wasley {Qld}	92	94	87	86	10	200	569	6
3	1038 John Bonney {Vic}	88	90	89	85	10	200	562	4
4	70 David Walker {New}	83	87	89	84	10	198	551	3

### Class ZE: MGF TF

1	1017 Robert Gibb {Gol}	93	92	95	85	10	196	571	9
2	74 Ken Wasley {Qld}	95	91	90	80	10	200	566	6
3	51 Cathy Bartley {Qld}	92	91	87	82	10	200	562	4
4	1029 Tony Gubbins {Qld}	86	80	85	65	10	200	526	3

### Class ZF: MG ZR

1	128 Fran Hodgson {New}	97	95	98	88	10	200	588	9
2	140 Robert Mason {Vic}	96	95	94	87	10	200	582	6
3	50 Kevin Kirk {Can}	92	88	97	84	10	200	571	4
4	154 Louise Reeves {New}	89	92	96	83	10	199	569	3
5	9 Douglas Rae {New}	88	92	95	79	10	199	563	2
6	53 Stephen Foldhazy {NSW}	85	83	95	86	10	198	557	1



**FINAL MOTORKHANA RESULTS - MG NATIONAL MEETING 2013**

Place	Competitor No	Name	Manoevring	Pine Tree	Plumb Crazy	Total Time	Points
<u>Class A: Pre-War Touring &amp; Saloons</u>							
1	135	Robin Page {Vic}	42.93 42.05	28.34 26.34	32.93 31.31	99.70	9
<u>Class B : Pre-War Sports &lt; 1000 cc</u>							
1	133	Ross Kelly {Qld}	32.29 31.30	<b>23.29</b> 18.29	<b>39.25</b> <b>39.25</b>	88.84	9
<u>Class C : Pre-War supercharged racing &amp; Sports &gt; 1000 cc</u>							
1	179	Duncan Freedman {Qld}	39.38 36.99	20.59 19.97	27.92 28.53	84.88	9
2	91	Norm Goodall {Qld}	43.32 41.88	<b>25.59</b> <b>25.59</b>	<b>33.53</b> <b>33.53</b>	101.00	6
<u>Class D : MGTC</u>							
1	47	Peter Rayment {Qld}	36.96 34.19	18.79 18.87	26.73 24.69	77.67	9
<u>Class E : MGTD</u>							
1	151	Jason Edwards {SA}	31.21 31.15	18.44 18.01	26.98 27.43	76.14	9
2	1	Ross Letten {Qld}	33.53 32.26	29.43 19.83	<b>51.50</b> 46.50	98.59	6
<u>Class F : MGTF</u>							
1	131	Matthew Magilton {Vic}	29.53 29.67	17.89 16.96	24.41 25.34	70.90	9
2	36	Cyril Bennett {Qld}	39.68 40.13	22.99 23.33	34.08 32.03	94.70	6
3	8	Terry Dewley {Gol}	<b>45.13</b> <b>45.13</b>	<b>28.33</b> 21.87	<b>39.08</b> <b>39.08</b>	106.08	4
<u>Class G : MGA Roadster (Single Cam)</u>							
1	84	Bruce Fraser {New}	27.44 28.28	21.08 16.11	23.83 23.39	66.94	9
2	85	Paul Fraser {New}	29.13 28.16	16.81 16.20	24.55 25.06	68.91	6
3	12	Rodney Lapworth {Qld}	29.63 29.71	18.03 17.49	26.27 25.33	72.45	4
4	39	Mike Ellsmore {Vic}	36.30 31.98	18.87 18.33	25.86 26.91	76.17	3
5	38	Laurel Godwin {Gol}	35.23 39.47	22.29 22.83	<b>31.91</b> 26.28	83.80	2
6	149	Rob Wilson {Vic}	35.36 <b>44.47</b>	22.69 19.31	<b>31.91</b> <b>31.91</b>	86.58	1
7	37	Dave Godwin {Gol}	<b>44.47</b> <b>44.47</b>	17.23 16.67	<b>31.91</b> 25.85	86.99	1
<u>Class I : MGA Coupe (Single Cam)</u>							
1	88	Ric Collett {Vic}	29.90 28.99	17.01 16.57	24.45 24.54	70.01	9
<u>Class J : MGB Mk I (Pull out door handles)</u>							
1	153	Sandra Walker {Qld}	35.66 33.78	19.33 18.35	27.51 26.56	78.69	9
2	157	Jeffrey Newey {New}	43.20 <b>48.20</b>	21.62 19.56	27.69 25.23	87.99	6
3	10	Nick Holman {Qld}	<b>48.20</b> <b>48.20</b>	32.32 25.58	<b>32.69</b> <b>32.69</b>	106.47	4
<u>Class K : MGB Mk I (Push button handles)</u>							
1	62	David Walker {New}	28.84	18.79	24.29	68.80	9

			28.47	16.93	23.40		
2	251	Graeme Walker {Qld}	30.59	16.79	<b>33.51</b>	71.03	6
			29.17	16.59	25.27		
3	86	Eric Chandler {New}	33.86	<b>25.73</b>	27.89	79.02	4
			32.52	20.73	25.77		
4	75	Chris McMahon {Qld}	35.05	19.96	28.51	80.07	3
			33.59	19.74	26.74		
<hr/>							
<u>Class L : MGB Mk II Roadster</u>							
1	76	Eric Beckman {Qld}	<b>50.28</b>	<b>31.34</b>	27.88	108.52	9
			<b>50.28</b>	<b>31.34</b>	26.90		
<hr/>							
<u>Class M : MGB BL and later Roadster</u>							
1	111	Andy Peters {New}	<b>48.49</b>	15.87	24.86	67.79	9
			27.88	16.15	24.04		
2	52	Gary Kunst {Qld}	31.61	20.17	28.17	75.43	6
			31.03	19.12	25.28		
3	94	Jack Almond {Vic}	31.98	18.39	27.19	76.04	4
			31.55	18.69	26.10		
4	93	Charlie Almond {Vic}	<b>48.49</b>	20.16	<b>33.17</b>	79.40	3
			34.01	19.16	26.23		
5	64	Denis Thomas {Qld}	33.34	20.69	<b>33.17</b>	86.65	2
			33.04	20.44	<b>33.17</b>		
6	116	Brian Kost {Vic}	43.49	34.23	<b>33.17</b>	101.97	1
			<b>48.49</b>	25.31	<b>33.17</b>		
<hr/>							
<u>Class N : MGB Rubber bumper Roadster</u>							
1	252	Neale Marshall {Tas}	35.29	19.38	26.08	77.13	9
			32.33	18.72	26.43		
2	40	Jim Haines {Gol}	37.19	21.50	25.63	77.18	6
			33.69	19.05	24.44		
<hr/>							
<u>Class O : MGB GT Mk I and Mk II</u>							
1	143	Greg Newey {Qld}	35.21	20.63	29.09	81.68	9
			33.62	18.97	<b>39.89</b>		
2	139	Will Charlton {Gol}	<b>44.09</b>	24.02	<b>39.89</b>	100.17	6
			39.09	21.19	<b>39.89</b>		
3	168	Ian Curwen-Walker {SA}	<b>44.09</b>	<b>29.02</b>	<b>39.89</b>	108.00	4
			<b>44.09</b>	<b>29.02</b>	34.89		
<hr/>							
<u>Class Q : MGB GT Rubber bumper</u>							
1	150	Malcolm Spiden {Qld}	29.17	16.47	23.08	67.15	9
			27.60	16.62	23.24		
2	32	Michael Fraser {New}	28.89	17.18	24.23	69.48	6
			29.04	23.63	23.41		
3	117	Ingo Weinberger {NSW}	34.13	<b>29.39</b>	<b>38.41</b>	88.90	4
			32.43	<b>29.39</b>	27.08		
4	30	Allan Dansie {Qld}	<b>45.16</b>	<b>29.39</b>	26.02	95.57	3
			<b>45.16</b>	24.39	26.63		
5	33	Raechel Fraser {New}	40.16	<b>29.39</b>	31.99	101.54	2
			<b>45.16</b>	<b>29.39</b>	33.41		
<hr/>							
<u>Class R : MGB GT V8 and Costellos</u>							
1	35	Graeme Ruby {Vic}	27.85	16.58	22.19	65.72	9
			28.13	15.90	21.97		
2	78	Tim Edmonds {SA}	<b>37.48</b>	16.78	22.86	66.22	6
			27.33	16.03	23.45		
3	2	John Walker {Qld}	28.35	<b>28.50</b>	24.33	68.28	4
			27.47	17.47	23.34		
4	155	Martin Reeves {New}	29.43	17.44	24.76	70.07	3
			29.13	17.09	23.85		
5	156	Alexander Reeves {New}	32.48	23.50	27.51	76.46	2

			31.19	19.53	25.74		
<u>Class S : MGC GT and Roadster</u>							
1	16	Allan Fabry {Vic}	35.80	22.18	<b>39.25</b>	95.37	9
			34.83	21.29	<b>39.25</b>		
<u>Class T : MG Midget</u>							
1	25	Rob Forster {Vic}	30.05	16.96	24.16	68.71	9
			28.87	16.02	23.82		
2	22	Richard Mattea {Qld}	29.52	16.09	25.60	70.73	6
			29.61	16.61	25.12		
3	66	Carly Mattea {Qld}	29.48	17.17	24.83	71.38	4
			29.38	17.18	25.10		
4	83	Peter Tighe {Qld}	30.55	<b>31.77</b>	24.79	73.14	3
			30.48	17.89	24.77		
5	113	Mike Ells {Vic}	31.22	17.69	28.11	74.68	2
			31.10	16.75	26.83		
6	21	Ron Clydesdale {Qld}	30.66	18.73	27.48	75.48	1
			31.29	19.18	26.09		
7	125	Graham Andersen {Vic}	29.29	<b>31.77</b>	25.45	76.13	1
			28.99	21.69	26.13		
8	82	Kimberley Robinson {Qld}	31.88	18.96	<b>33.13</b>	77.17	1
			32.31	18.49	26.80		
9	31	Michael Donnelly {Vic}	36.88	<b>31.77</b>	28.13	88.09	1
			33.19	26.77	<b>33.13</b>		
<u>Class U : MG Y Saloon and Tourer</u>							
1	81	David Robinson {Qld}	37.30	23.85	31.29	89.96	9
			<b>45.30</b>	21.37	45.31		
2	48	Delia Rayment {Qld}	40.30	24.93	32.49	94.28	6
			39.13	24.22	30.93		
<u>Class V : MG Magnette ZA to Mk IV</u>							
1	126	John Hartley {Tas}	31.74	19.59	<b>39.25</b>	89.49	9
			31.67	18.57	<b>39.25</b>		
2	17	Ian Fettes {Qld}	<b>39.66</b>	20.77	<b>39.25</b>	94.42	6
			34.66	20.51	<b>39.25</b>		
<u>Class W : MG Front Wheel Drive &amp; MG Metro</u>							
1	46	Clive Mulder {Qld}	29.92	17.57	28.31	74.38	9
			30.00	17.51	26.95		
2	169	Ian Fettes {Qld}	33.23	18.80	25.57	75.86	6
			31.83	18.46	25.57		
<u>Class X : MG Specials (pre MGA)</u>							
1	55	Michael Herlihy {Vic}	31.57	18.32	26.97	76.25	9
			31.26	18.30	26.69		
2	58	Wayne Kirwan {Qld}	35.96	20.53	30.72	82.19	6
			33.29	19.99	28.91		
3	42	Don Webster {Qld}	35.68	21.35	28.44	82.32	4
			34.09	20.65	27.58		
4	56	Kay Herlihy {Vic}	36.53	20.29	27.03	82.39	3
			35.07	21.14	31.61		
<u>Class Y : MG Specials (post TF)</u>							
1	129	Darren Hodgson {New}	27.09	15.20	22.23	62.89	9
			25.90	16.83	21.79		
2	68	Matt Johnson {Qld}	29.25	15.69	23.09	66.95	6
			28.71	16.18	22.55		
3	72	Brant Rayment {Qld}	28.16	17.62	23.22	68.72	4
			28.99	17.34	24.07		
4	73	Boyd Rayment {Qld}	<b>34.25</b>	27.49	<b>35.94</b>	90.18	3
			<b>34.25</b>	24.99	30.94		

Class Z: MG Super Specials

1	120	Graeme Adams {Vic}	26.44	15.63	22.19	63.19	9
			26.13	15.22	21.84		
2	4	Don Woods {Vic}	<b>56.27</b>	16.73	24.28	67.94	6
			29.03	16.04	22.87		
3	41	Steve Riley {Qld}	31.90	18.14	34.25	82.14	4
			30.67	17.22	<b>39.25</b>		
4	19	Mike Allen {Qld}	<b>56.27</b>	<b>23.14</b>	25.15	96.69	3
			<b>56.27</b>	17.09	23.33		
5	57	Peter Kerr {Vic}	45.28	<b>23.14</b>	<b>39.25</b>	107.67	2
			51.27	<b>23.14</b>	<b>39.25</b>		

Class ZA: MG RV8

1	121	Dominic David {NSW}	28.39	18.13	24.48	70.00	9
			29.26	17.28	24.33		
2	95	Alan Heritage {NSW}	31.47	18.02	25.21	73.35	6
			30.61	17.53	<b>31.02</b>		
3	29	Hugh Stephens {Qld}	31.87	<b>23.83</b>	26.02	75.86	4
			31.01	18.83	<b>31.02</b>		

Class ZB: MGF All models excluding TF

1	87	Mike Cole {New}	30.27	17.15	23.66	68.86	9
			28.77	16.43	24.49		
2	112	John Collins {New}	29.14	16.71	25.35	70.24	6
			28.55	16.34	31.26		
3	114	Glenn Kirk {SA}	30.05	17.07	24.07	70.84	4
			30.09	16.72	30.69		
4	5	Ian Jenkins {Vic}	30.05	16.96	26.17	72.23	3
			29.29	16.77	26.31		
5	14	Mark Thompson {Qld}	34.34	19.41	28.33	76.57	2
			32.46	18.42	25.69		
6	152	Mark D'Atri {Vic}	33.74	19.85	28.24	78.03	1
			32.73	19.03	26.27		
7	141	Glen Boyce {Qld}	34.50	22.25	28.87	81.84	1
			37.97	20.04	27.30		
8	142	John Boyce {Qld}	<b>44.52</b>	20.58	28.69	85.68	1
			37.35	19.64	29.09		
9	11	Barry Lilley {Vic}	<b>44.52</b>	21.63	<b>34.09</b>	95.24	1
			39.52	26.16	<b>34.09</b>		
10	6	Anne Mulder {Qld}	<b>44.52</b>	<b>31.16</b>	<b>34.09</b>	109.77	1
			<b>44.52</b>	<b>31.16</b>	<b>34.09</b>		

Class ZD: All MGs after 1 Jan 2000 other than F/TF

1	24	Ken Short {New}	<b>50.28</b>	<b>29.87</b>	34.08	104.78	9
			<b>50.28</b>	24.87	29.63		

Class ZE: MGF TF

1	74	Ken Wasley {Qld}	<b>61.49</b>	19.97	26.05	75.75	9
			31.74	18.90	25.11		
2	51	Cathy Bartley {Qld}	56.49	36.47	46.78	132.14	6
			54.42	33.99	43.73		

Class ZF: MG ZR

1	128	Fran Hodgson {New}	31.33	17.13	24.68	70.39	9
			29.70	18.47	23.56		
2	50	Kevin Kirk {Can}	31.10	18.35	24.69	71.44	6
			29.08	17.67	<b>32.77</b>		
3	53	Stephen Foldhazy {NSW}	32.63	18.43	26.12	75.28	4
			31.69	17.62	25.97		
4	154	Louise Reeves {New}	32.33	19.66	25.74	77.48	3
			32.49	19.87	25.49		

5	9 Douglas Rae {New}	35.70	21.77	<b>32.77</b>	84.57	2
		35.10	21.70	<b>27.77</b>		

---

Note that WD, DNF and DNC times are identified in bold type.

**FINAL SPEED EVENT RESULTS - MG NATIONAL MEETING 2013**

	Competitor	Lap 1	Lap 2	Lap 3	Fastest Time	Points
<b><u>Class A : Pre-War Touring &amp; Saloons</u></b>						
1	43 Col Schiller {Qld}	02:04.1	02:03.5		02:03.5	9
<b><u>Class B : Pre-War Sports &lt; 1000 cc</u></b>						
1	133 Ross Kelly {Qld}	01:47.3	01:48.9		01:47.3	9
<b><u>Class C : Pre-War supercharged racing &amp; Sports &gt; 1000 cc</u></b>						
1	91 Norm Goodall {Qld}	02:14.1			02:14.1	9
<b><u>Class D : MGTC</u></b>						
1	47 Peter Rayment {Qld}	01:38.5	01:38.6		01:38.5	9
<b><u>Class E : MGTD</u></b>						
1	1 Ross Letten {Qld}	01:50.1			01:50.1	9
<b><u>Class F: MGTF</u></b>						
1	131 Matthew Magilton {Vic}	01:38.2			01:38.2	9
<b><u>Class G : MGA Roadster (Single Cam)</u></b>						
1	37 Dave Godwin {Gol}	01:20.1	01:19.3		01:19.3	9
2	38 Laurel Godwin {Gol}	01:25.9	01:22.6		01:22.6	6
3	84 Bruce Fraser {New}	01:31.1			01:31.1	4
4	39 Mike Ellsmore {Vic}	01:34.9	01:31.9	01:31.3	01:31.3	3
5	85 Paul Fraser {New}	01:31.9			01:31.9	2
<b><u>Class H : MGA Twin Cam</u></b>						
1	89 Steve Foster {Wag}	01:38.2			01:38.2	9
<b><u>Class I : MGA Coupe (Single Cam)</u></b>						
1	88 Ric Collett {Vic}	01:27.4	01:25.3	01:26.0	01:25.3	9
<b><u>Class J : MGB Mk I (Pull out door handles)</u></b>						
1	157 Jeffrey Newey {New}	01:20.9	01:20.7	01:21.6	01:20.7	9
2	10 Nick Holman {Qld}	01:42.1	01:40.8		01:40.8	6
<b><u>Class K : MGB Mk I (Push button handles)</u></b>						
1	62 David Walker {New}	01:23.1	01:22.7	01:23.6	01:22.7	9
2	251 Graeme Walker {Qld}	01:26.4	01:24.2	01:24.1	01:24.1	6
3	86 Eric Chandler {New}	01:30.3	01:28.9	01:30.7	01:28.9	4
4	65 Mike Anderson {Qld}	01:33.1			01:33.1	3
5	75 Chris McMahon {Qld}	01:41.5	01:41.0		01:41.0	2
<b><u>Class M: MGB BL and later Roadster</u></b>						
1	111 Andy Peters {New}	01:25.5	01:23.8	01:23.4	01:23.4	9
2	94 Jack Almond {Vic}	01:29.4	01:26.5		01:26.5	6
3	93 Charlie Almond {Vic}	01:28.1	01:29.0	01:27.6	01:27.6	4
4	64 Denis Thomas {Qld}	01:39.5	01:35.1	01:34.6	01:34.6	3
<b><u>Class N : MGB Rubber bumper Roadster</u></b>						
1	252 Neale Marshall {Tas}	01:26.7	01:26.3		01:26.3	9
2	40 Jim Haines {Gol}	01:33.3	01:29.4	01:28.5	01:28.5	6
<b><u>Class O : MGB GT Mk I and Mk II</u></b>						
1	143 Greg Newey {Qld}	01:29.8	01:30.6		01:29.8	9
2	139 Will Charlton {Gol}	01:42.2	01:39.3	01:37.7	01:37.7	6
<b><u>Class Q : MGB GT Rubber bumper</u></b>						
1	150 Malcolm Spiden {Qld}	01:26.9	01:27.5	01:27.0	01:26.9	9
2	32 Michael Fraser {New}	01:31.9	01:30.9	01:32.1	01:30.9	6
3	33 Raechel Fraser {New}	01:38.6	01:36.8	01:37.3	01:36.8	4
4	30 Allan Dansie {Qld}	01:38.9	01:38.2	01:38.4	01:38.2	3
5	117 Ingo Weinberger {NSW}	01:43.4	01:43.3	01:41.6	01:41.6	2
<b><u>Class R : MGB GT V8 and Costellos</u></b>						
1	78 Tim Edmonds {SA}	01:23.2	01:23.2		01:23.2	9
2	35 Graeme Ruby {Vic}	01:25.4	01:23.7		01:23.7	6
3	2 John Walker {Qld}	01:25.2	01:25.9		01:25.2	4
4	155 Martin Reeves {New}	01:27.5		01:30.1	01:27.5	3
5	156 Alexander Reeves {New}	01:38.2	01:36.4	01:35.7	01:35.7	2
<b><u>Class S : MGC GT and Roadster</u></b>						
1	16 Allan Fabry {Vic}	01:46.9	01:50.8		01:46.9	9

**FINAL SPEED EVENT RESULTS - MG NATIONAL MEETING 2013**

	Competitor	Lap 1	Lap 2	Lap 3	Fastest Time	Points
<b><u>Class T : MG Midget</u></b>						
1	113 Mike Ells {Vic}	01:31.3	01:32.6	01:29.1	01:29.1	9
2	83 Peter Tighe {Qld}	01:29.1	01:29.6		01:29.1	6
3	22 Richard Mattea {Qld}	01:30.2			01:30.2	4
4	125 Graham Andersen {Vic}	01:34.5	01:32.8		01:32.8	3
5	25 Rob Forster {Vic}	01:35.1	01:34.9		01:34.9	2
6	66 Carly Mattea {Qld}	01:36.3	01:36.3		01:36.3	1
7	21 Ron Clydesdale {Qld}	01:37.0	01:36.3		01:36.3	1
8	82 Kimberley Robinson {Qld}	01:40.9	01:37.4		01:37.4	1
9	31 Michael Donnelly {Vic}	01:39.8	01:41.1		01:39.8	1
<b><u>Class U : MG Y Saloon and Tourer</u></b>						
1	81 David Robinson {Qld}	01:54.1			01:54.1	9
2	48 Delia Rayment {Qld}	02:12.7	02:14.1		02:12.7	6
<b><u>Class V: MG Magnette ZA to Mk IV</u></b>						
1	126 John Hartley {Tas}	01:29.2	01:29.5		01:29.2	9
2	17 Ian Fettes {Qld}	01:39.2	01:39.3		01:39.2	6
<b><u>Class W : MG Front Wheel Drive &amp; MG Metro</u></b>						
1	169 Ian Fettes {Qld}	01:34.9	01:34.0		01:34.0	9
<b><u>Class X : MG Specials (pre MGA)</u></b>						
1	20 Leon Norsworthy {Vic}	01:34.5	01:34.5	01:32.1	01:32.1	9
2	55 Michael Herlihy {Vic}	01:34.2	01:35.6	01:34.4	01:34.2	6
3	42 Don Webster {Qld}	01:54.4	01:48.6	01:46.1	01:46.1	4
4	56 Kay Herlihy {Vic}	01:54.1	01:49.9		01:49.9	3
<b><u>Class Y: MG Specials (post TF)</u></b>						
1	129 Darren Hodgson {New}	01:15.8	01:15.5	01:15.6	01:15.5	9
2	23 Doug Morrissey {Vic}	01:22.0	01:22.7	01:28.3	01:22.0	6
3	7 Ben Cain {Qld}	01:25.2	01:23.9	01:23.6	01:23.6	4
4	68 Matt Johnson {Qld}	01:32.6	01:30.6		01:30.6	3
5	72 Brant Rayment {Qld}		01:40.2		01:40.2	2
6	73 Boyd Rayment {Qld}	01:42.8			01:42.8	1
<b><u>Class Z : MG Super Specials</u></b>						
1	19 Mike Allen {Qld}	01:17.2	01:17.2	01:17.5	01:17.2	9
2	41 Steve Riley {Qld}	01:19.7			01:19.7	6
3	120 Graeme Adams {Vic}	01:26.9	01:26.5		01:26.5	4
4	4 Don Woods {Vic}	01:29.2	01:26.6		01:26.6	3
5	57 Peter Kerr {Vic}	01:38.7	01:31.6	01:36.6	01:31.6	2
<b><u>Class ZA: MG RV8</u></b>						
1	95 Alan Heritage {NSW}	01:30.4	01:25.9		01:25.9	9
2	121 Dominic David {NSW}	01:29.2	01:31.8		01:29.2	6
<b><u>Class ZB: MGF All models excluding TF</u></b>						
1	18 Rick Vincent {New}	01:22.3	01:22.6	01:23.8	01:22.3	9
2	112 John Collins {New}	01:25.8	01:23.1	01:25.6	01:23.1	6
3	87 Mike Cole {New}	01:26.2	01:25.2	01:24.4	01:24.4	4
4	114 Glenn Kirk {SA}	01:25.8	01:25.0	01:25.8	01:25.0	3
5	5 Ian Jenkins {Vic}	01:40.0	01:34.3		01:34.3	2
6	11 Barry Lilley {Vic}	01:36.0	01:37.3		01:36.0	1
7	141 Glen Boyce {Qld}	01:43.9			01:43.9	1
<b><u>Class ZE: MGF TF</u></b>						
1	74 Ken Wasley {Qld}	01:23.8	01:23.1	01:22.7	01:22.7	9
<b><u>Class ZF: MG ZR</u></b>						
1	128 Fran Hodgson {New}	01:22.2	01:23.0	01:21.2	01:21.2	9
2	50 Kevin Kirk {Can}	01:23.5	01:22.2	01:23.4	01:22.2	6
3	154 Louise Reeves {New}	01:30.0	01:29.2	01:32.9	01:29.2	4
4	53 Stephen Foldhazy {NSW}	01:31.7			01:31.7	3
5	9 Douglas Rae {New}	01:36.6	01:33.9		01:33.9	2

## **OBSERVATION RUN TROPHY LIST 2013**

### **CLASSES A TO F**

1. Driver: Cyril Bennett (Qld)  
Navigator: Marie Bennett
2. Driver: Duncan Freedman (Qld)  
Navigator: Skye Kelly
3. Driver: Robin Page (Vic)  
Navigator: Jenny Page

### **CLASSES F TO I**

1. Driver: Rob Wilson (Vic)  
Navigator: Jan Woods
2. Driver: David Hall (Qld)  
Navigator: Helen Goodfellow
3. Driver: Bill Heraghty (Qld)  
Navigator: Beth Heraghty

### **CLASSES J TO S**

1. Driver: John Creighton (GC)  
Navigator: Marion Creighton
2. Driver: Gary Kunst (Qld)  
Navigator: Julie Kunst
3. Driver: Graham Hoyle (Qld)  
Navigator: Alan Quinnan

### **CLASSES T TO Y**

1. Driver: David Miles (Qld)  
Navigator: Meryl Miles
2. Driver: John Fransen (Qld)  
Navigator: Cherie Fransen
3. Driver: Adam Goodfellow (Qld)  
Navigator: Ian Goodfellow

### **CLASSES Z TO ZF**

1. Driver: Jim Armstrong (Qld)  
Navigator: Sandra Armstrong
2. Driver: Ken Short (Newcastle)  
Navigator: Robyn Short
3. Driver: Anne Mulder (Qld)  
Navigator: Mark Thompson

### **OVERALL WINNER**



DRIVER: ROB WILSON (VIC)  
NAVIGATOR: JAN WOODS



# OBSERVATION RUN

## Question and answer sheet – Leg 1

Car No.....Class.....Driver.....Navigator.....

	<b>Answer</b>	<b>Marker's use only</b>
Q 1 Complete this sign '.... on Leslie'	16	Entry into Checkpoint
Q 2 This photo is taken looking down which street? 	Kara View Crt	Entry into Control
Q 3 This photo is taken from standing opposite which street?	Wiangaree Drive	No. of unanswered questions
		Penalty 1 point per error
Q 4R This place's name is synonymous with an Olympic Gold medalist's surname. What's the first name and surname of this medalist?	Ian Thorpe	No. of incorrectly answered questions
		Penalty 1 point per error
		No. of missed or incorrect entries into Checkpoints or Controls
		Penalty 5 points each error
		<b>Total points lost</b>

Car No.....Class.....Driver.....Navigator.....


	<b>Answer</b>
Q 5 What 'Chase'?	Somerset
Q 6R What year was East Ridge established?	1997
Q 7 What is the number of the house with the decorated pole?	2274
Q 8 What type of car?	Holden
Q 9 What number is 'Lakkari'?	231
Q 10 What name is 391?	Stirling
Q 11R What number is 'Donett Park'?	400
Q 12 How many waterways signposted 'Floodway' have you crossed so far in this run?	3
Q 13 How many waterways signposted 'Dip' have you crossed so far in this run?	1

Car No.....Class.....Driver.....Navigator.....

	<b>Answer</b>
Q 14 Where will Wisseman Rd take you?	Merlin Crt
Q 15 What type of steel post?	Galvanised
Q 16 What phone number for Produce & Poultry?	0419689611
Q 17R What Peak?	Preston
Q 18 What animals live here too?	Kangaroo/wallaby, Snake, Lizard/goanna, Echidna
Q 19 Whose Reserve?	RM Williams
Q 20 Whose Gap?	Gorman/Gorman's
Q 21 Who is the Farrier?	Tony Stevens
Q 22 What Vale?	Hodgson
Q 23R How far to Ramsay School?	5km
Q 24 What is the name of this property?	Mount View





Car No.....Class.....Driver.....Navigator.....

	<b>Answer</b>
<p>Q 25R What is the next road you cross after this scene?</p> 	New England Highway
Q 26 Whose phone number is 4696 1360?	Story Fresh
Q 27 What's ahead?	Low Clearance
Q 28 What's on the 5 <sup>th</sup> Sunday?	Ecumenical
Q 29 Which street leads to the Scout Hut?	Harrow
Q 30R Which street leads to S.E.S. H.Q. ?	Ernest
Q 31 What INN?	Bull & Barley
Q 32R Complete the sign 'Glen .....!'	Brae
Q 33 What's X'ING the road?	Water Pipe
Q 34R What could be found in an orchard?	Appletrees
Q 35R The name of this property could be associated with horse racing. What is its name?	Furlong

# OBSERVATION RUN

## Question and answer sheet – Leg 2



Car No.....Class.....Driver.....Navigator.....

Marker's use only	
<p>Q 1 What animal needs a drink?</p>	<p>Camel/thirsty camel</p>
<p>Q 2 The road immediately before this property is the surname of an Olympian. What is their sport?</p> 	<p>Track &amp; Field /Athletics/Running/ Hurdling</p>
<p>Q 3 How far to Pittsworth after you see this scene?</p> 	<p>39</p>
<p>Entry into Checkpoint</p>	
<p>Entry into Control</p>	
<p>No. of unanswered questions</p>	
<p>Penalty 1 point per error</p>	
<p>No. of incorrectly answered questions</p>	
<p>Penalty 1 point per error</p>	
<p>No. of missed or incorrect entries into Checkpoints or Controls</p>	
<p>Penalty 5 points each error</p>	
<p><b>Total points lost</b></p>	

Car No.....Class.....Driver.....Navigator.....

Q 4 What characters did Rudd create?	Dad & Dave
Q 5R What shed?	The Nobby Shed
Q 6 How far to Leyburn?	36
Q 7R What is the number of the hydrant opposite '86'?	H51/51
Q 8 Real what?	Futures
Q 9R What type of work is in progress?	Environmental
Q 10 What is the number next to Norco Bowdler's gate?	120
Q 11 What brand of silo?	Sherwell
Q 12 What is in container C5A2396?	Hazardous Materials
Q 13 How many white sections on the radio masts?	22
<b>Q 14 Deleted.</b>	
Q 15R Where will Dalrymple Creek Rd take you?	Talgai Homestead Leyburn
Q 16R How far to Warwick?	26

Car No.....Class.....Driver.....Navigator.....

<p>Q 17 It's not a scream's road, it's a ..... road.</p>	<p>Schrieks/Schriek's</p>
<p>Q 18R How many dunnies behind the church?</p>	<p>2</p>
<p>Q 19R What's this property's name?</p> 	<p>Joleka Dan</p>
<p>Q 20 How many times have you crossed under high voltage power lines held up by pylons like this since you left Clifton?</p> 	<p>3</p>